


PHONG LA, ASSESSOR

# OFFICE OF ASSESSOR

MAINTENANCE OF EFFORT  
BUDGET 2021-2022

April 13, 2021





# ASSESSMENT ROLL BY JURISDICTION

JURISDICTION	2020-21 ROLL	AMOUNT CHANGE	PERCENT CHANGE	PARCELS & ACCOUNTS
Alameda	\$ 15,665,845,183	\$ 9,550,969,960	6.49%	25,661
Albany	\$ 3,168,526,297	\$ 141,668,669	4.68%	6,113
Berkeley	\$ 23,316,951,238	\$ 1,583,949,609	7.29%	33,586
Dublin	\$ 19,410,807,074	\$ 1,399,310,470	7.77%	23,434
Emeryville	\$ 6,534,017,043	\$ 406,229,559	6.63%	6,850
Fremont	\$ 58,854,655,174	\$ 3,430,048,895	6.19%	72,133
Hayward	\$ 25,372,830,610	\$ 1,480,840,603	6.20%	44,278
Livermore	\$ 21,629,260,958	\$ 1,035,131,246	5.03%	34,589
Newark	\$ 11,328,992,552	\$ 865,403,529	8.27%	16,481

(Cont.)

JURISDICTION	2020-21 ROLL	AMOUNT CHANGE	PERCENT CHANGE	PARCELS & ACCOUNTS
Oakland	\$74,788,273,317	\$6,322,300,393	9.23%	121,487
Piedmont	\$4,987,744,820	\$234,308,342	4.93%	4,070
Pleasanton	\$26,984,122,172	\$1,292,236,228	5.03%	28,011
San Leandro	\$16,120,049,430	\$696,867,669	4.52%	27,907
Union City	\$11,907,871,779	\$600,175,907	5.31%	20,284
Unincorporated	\$22,230,345,588	\$1,030,883,536	4.86%	46,448
General Aircraft & Pipelines	\$717,557,013	\$43,332,358	6.43%	914
Total	\$343,017,160,248	\$21,517,783,973	6.69%	512,246

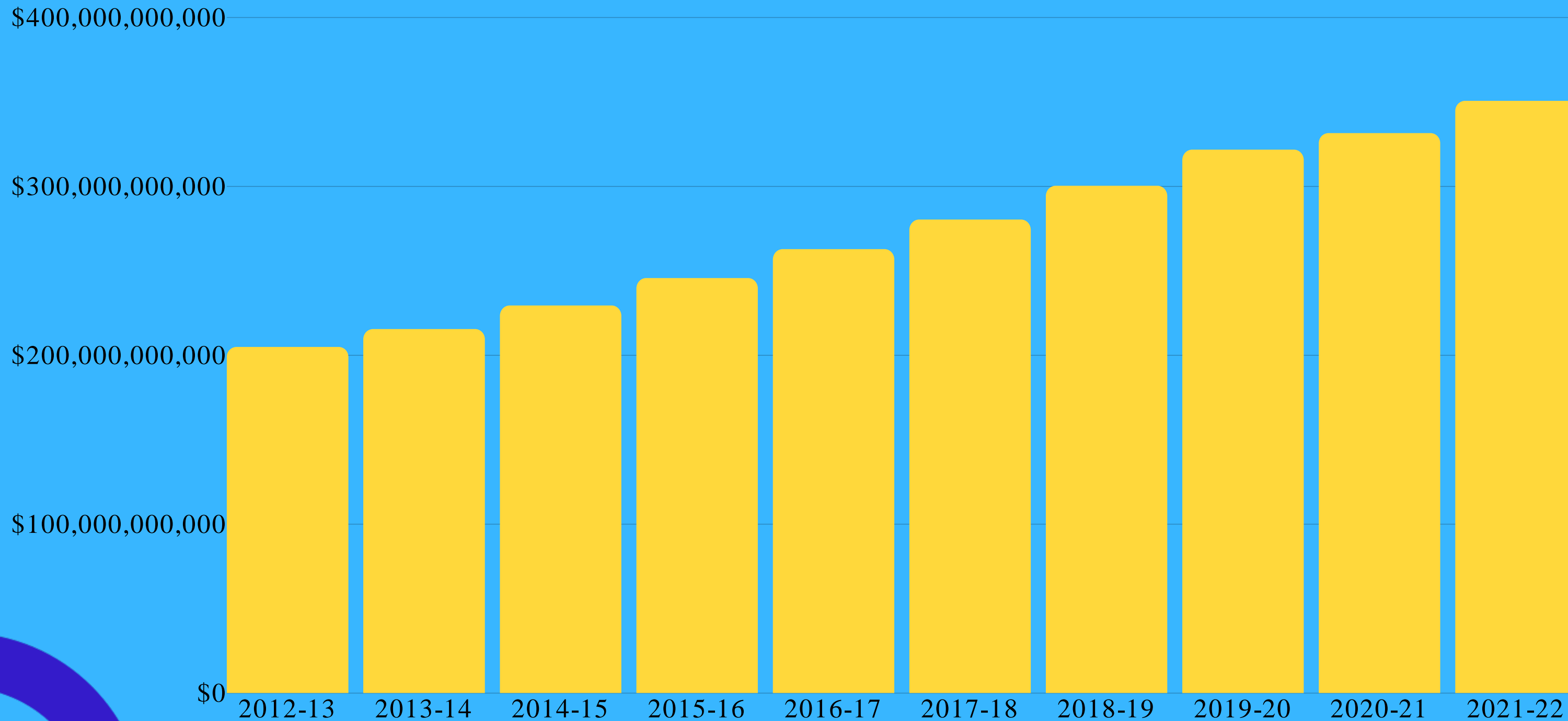


# 10 - YEAR ASSESSMENT ROLL HISTORY

# 10 - YEAR ASSESSMENT ROLL HISTORY

2021-22 PROJECTION: \$354,458,000,000

Increase of \$149,757,025,037 over the past ten years



ASSESSMENT APPEALS:

ASSESSMENT

VS

APPLICANT'S OPINION

=

“AT RISK” REVENUE

JURISDICTION	ASSESSMENT	APPLICANT OPINION	VALUE AT RISK
Alameda	\$ 952,701,650	\$ 460,805,017	\$ 491,896,633
Albany	\$ 152,947,008	\$ 69,570,622	\$ 83,376,386
Berkeley	\$ 2,098,472,493	\$ 1,091,471,308	\$ 1,007,001,185
Dublin	\$ 1,434,979,475	\$ 619,758,217	\$ 815,221,258
Emeryville	\$ 3,628,230,083	\$ 1,840,259,962	\$ 1,787,970,121
Fremont	\$ 9,257,173,283	\$ 4,500,782,032	\$ 4,756,391,251
Hayward	\$ 2,064,584,107	\$ 969,748,864	\$ 1,094,835,243
Livermore	\$ 1,300,931,043	\$ 597,173,855	\$ 703,757,188
Newark	\$ 1,384,067,101	\$ 737,008,790	\$ 647,058,311



JURISDICTION

ASSESSMENT

APPLICANT  
OPINION

VALUE AT  
RISK

---

Oakland	\$9,281,725,367	\$4,275,290,089	\$5,006,435,278
Piedmont	\$68,614,731	\$41,648,829	\$29,965,902
Pleasanton	\$6,480,896,316	\$3,419,993,911	\$3,060,902,405
San Leandro	\$1,161,741,179	\$586,088,388	\$575,652,791
Union City	\$493,350,010	\$292,410,393	\$200,939,617
Unincorporated	\$347,894,468	\$117,624,586	\$230,269,882

---

Total	<b>\$40,108,308,314</b>	\$19,619,634,863	\$20,491,673,451
-------	-------------------------	------------------	------------------

2020-2021 = 30% increase in appeals

\$20,491,673,451 assessed value

EQUATES to \$200 million of  
property tax revenue “at risk”

# PROPOSITION 19'S AFFECT ON CHANGES IN OWNERSHIP & BASE VALUE TRANSFERS

Current Appraisals	21,000
-----------------------	--------

Additional Appraisals (due to Prop 19)	3,300 *
--	---------

---

Total	24,000
-------	--------

\*Estimated amount based on the prior year's work for base value and  
parent child exclusion

# MAJOR ACCOMPLISHMENTS

FY 2020-21



# ACCOMPLISHMENTS

## ELIMINATE HOMELESSNESS

- Held first annual Homeowners' Expo with translation services.
- Assessor's Office provided exempt status for qualified affordable housing providers, churches, land trusts and other nonprofits that provide housing.
- \$20 billion of assessed value in exemption claims.
- Regular meetings with low income non-profit housing providers, churches, land trusts, and nonprofits.

# ACCOMPLISHMENTS (CONT.)

## ELIMINATE HOMELESSNESS (Cont.)

- We have proactive engagement with community organizations to clarify state law re: housing on the organizations' property.
- Worked with local municipalities to educate exempt organizations on accepting government money for providing housing.

# ACCOMPLISHMENTS (CONT.)

## EMPLOYMENT FOR ALL

- Total of 22 appointments and promoted 15 staff members.
- Partnered with API L.E.A.D. (Leadership, Education, Action, and Development) to offer summer internships for Cal State East Bay students.

# ACCOMPLISHMENTS (CONT.)

## ○ PROSPEROUS & VIBRANT COMMUNITY

- The Assessor's Office also continues to engage with the business community and educate them on resources the Assessor's Office has available via virtual presentations to Chambers of Commerce, business and various community groups across the County. This has proven especially helpful during COVID-19's severe impact on the business community.
- Launched Property Transfer Clinic with Alameda County Library, Alameda County Law Library, and Legal Access Alameda offering free property transfer legal consultations twice a month.



# ACCOMPLISHMENTS (CONT.)

## ○ PROSPEROUS & VIBRANT COMMUNITY

- Multiple virtual webinars to increase community education, particularly re: Prop 19, a highly impactful tax measure that passed in 2020.
- The Alameda County Assessor's Office successfully completed the 2020 local assessment roll of \$343,017,160,248, reflecting a \$21,517,616,022 or 6.69% increase above last year's assessment roll. This net local roll, after all legal exemptions have been applied, totals \$329,929,085,275.

# ACCOMPLISHMENTS (CONT.)

## FISCAL STEWARDSHIP

- Approximately \$4 Billion goes to all Cities, Schools, County, etc.

# OFFICE OF THE ASSESSOR



## FINANCIAL SUMMARY COMPARISON FY 20 21 VS. FY 20 22

# FINANCIAL SUMMARY COMPARISON

	FY 2020-2021 APPROVED BUDGET	FY 2021-2022 MOE FUNDING REQUEST	CHANGES FROM 2020-2021 BUDGET AMOUNT	APPROVED %
APPROPRIATIONS	\$29,610,544	\$29,580,716	-\$29,828	-0.1%
REVENUE	\$11,358,066	\$10,677,107	-\$680,959	-6.0%
NET COUNTY COST	\$18,252,478	\$18,903,609	+\$651,131	+3.57%
<b>TOTAL FTE</b>	<b>173.45</b>	<b>173.45</b>	<b>0</b>	<b>0%</b>

# APPROPRIATION COMPARISON

	FY 2020-2021 APPROVED BUDGET	FY 2021-2022 MOE FUNDING REQUEST	CHANGES FROM 2020-2021 BUDGET AMOUNT	APPROVED %
SALARIES & BENEFITS	\$22,619,767	\$22,826,044	+\$206,277	+0.9%
DISCRETIONARY SERVICES & SUPPLIES	\$2,371,641	\$2,326,457	-\$44,752	-1.9%
NON- DISCRETIONARY SERVICES & SUPPLIES	\$4,619,568	\$4,428,215	-\$191,353	-4.1%
<b>TOTAL</b>	<b>\$29,610,144</b>	<b>\$29,580,716</b>	<b>\$29,828</b>	<b>+0.1%</b>


# REVENUE COMPARISON

	FY 2020-2021 APPROVED BUDGET	FY 2021-2022 MOE FUNDING REQUEST	CHANGES FROM 2020-2021 BUDGET AMOUNT	APPROVED %
PROPERTY TAX ADMINISTRATION	\$ 7,152,954	\$ 6,631,023	-\$ 521,931	-7.3%
SUPPLEMENTAL ASSESSMENT REIMBURSEMENT	\$ 4,189,112	\$ 4,030,084	-\$ 159,028	-3.8%
OTHER CHARGES	\$ 0	\$ 0	\$ 0	0%
OTHER REVENUES	\$ 16,000	\$ 16,000	\$ 0	0%
<b>TOTAL</b>	<b>\$ 11,358,066</b>	<b>\$ 10,677,107</b>	<b>-\$ 680,959</b>	<b>-6.0%</b>

# MAJOR COMPONENTS OF NET COUNTY COST CHANGE

	<u>NCC CHANGE</u>
SALARY & EMPLOYEE BENEFITS	+\$206,277
DISCRETIONARY SERVICES & SUPPLIES	-\$44,752
NON-DISCRETIONARY SERVICES & SUPPLIES	-\$191,353
REVENUE	+\$680,959
<hr/>	<hr/>
TOTAL	\$651,131

MAINTENANCE OF  
EFFORT BUDGET  
2021-22



PHONG LA, ASSESSOR

OFFICE OF  
ASSESSOR

THANK YOU!

